

*Downey Technical Sheet*



*Downey Sky Wallpaper, Interiors by Jenkins Interiors*

<b>Description</b>	Non-woven Wallpaper, Available in 6 standard colours
<b>Composition</b>	100% Non-woven Wallpaper
<b>Width</b>	53.5" / 135.9CM
<b>Pattern Repeat</b>	Horizontal repeat 13.4" / 34CM Free match
<b>Roll Length</b>	Max size 50M / 45 yard rolls (sold by linear metre / yard)
<b>Weight</b>	147 g/m2
<b>Minimum order</b>	1M / 3 Yards
<b>Wallpaper Maintenance</b>	We do not recommend cleaning our delicate hand printed wallpapers but if necessary, please wipe the area gently with a non-abrasive cloth to remove dirt. Custom print on vinyl for a more washable product.
<b>Wallpaper Fire Rating</b>	EN 13501-1:2002 Class B, s1, d0
<b>Commodity Code</b>	48021000
<b>Country of Origin</b>	UK

**Inquire for custom projects** No minimum order on standard wallpaper, vinyl, linen, cotton or Trevira.

**Custom lead time** 2-3 weeks sampling, 4-8 weeks production from receipt of 50% deposit.

**Inquire for contract projects** 40 Metre minimums for Performance Polyester FR, 100 Metre minimums for ASTM Vinyl.

**Contract lead time** 6-8 weeks sampling, 8-10 weeks production from receipt of 50% deposit and confirmed order.

*Downey Technical Sheet*

**Custom Submittal Form**


We thrive on creative conversations and love to be challenged, this combined with our intimate knowledge of colour, printing and weaving allows us to tackle almost any customisation project. With simple instruction on colour we can adapt the palette of a design to match any interior scheme.

**Colours**

We can easily alter the colours of our prints to adapt them for a particular scheme. We require guidance on colour from any source, such as fabric cutting, pantone or paint swatch references.

**Base Qualities**

We can alter the composition of our fabrics to make them more suitable for a given use. Whether we are printing onto a more durable ground for upholstery, Trevira or vinyl for flame retardancy, polyester for outdoor use, we apply the same care and attention.



**Downey Design**

THIS FORM MUST BE SUBMITTED WITH HARD COLOUR REFERENCES TO YOUR SHOWROOM WHO WILL PROVIDE A FORMAL QUOTE BASED ON INFORMATION PROVIDED.

● *Colour 1*

-----

**Ground Colour**

Print to standard

Client to submit

**Design Notes (scale change / motif adjustments)** -----


**Quantity Required** -----

**Ground Options (please tick box that applies)**

<input type="checkbox"/>	Non-Woven Wallpaper (White or Ivory)	<input type="checkbox"/>	Raffia Wallpaper (50 M/YD Minimums apply)
<input type="checkbox"/>	Vinyl Wallpaper (Flat or Linen Emboss)	<input type="checkbox"/>	Cotton (several options available)
<input type="checkbox"/>	Trevira Polyester FR (several options available)	<input type="checkbox"/>	Outdoor Performance Polyester FR (40 M/YD Minimums apply)
<input type="checkbox"/>	Light Linen (Ecru or Natural)	<input type="checkbox"/>	Other - please specify:
<input type="checkbox"/>	Heavy Linen (Ecru or Natural)	<input type="checkbox"/>	

Custom print on contract vinyl to meet EN 13501 B-s2, d0 + ASTM E84 Class A standards.  
Custom print on Performance Polyester FR to meet class 1 anti-flame according to UNI 9176, B1 in Germany and M1 in France, NFPA 701-10, NFPA 260 and UFAC in Class 1.

IMPORTANT HANGING INFORMATION




Before you start please ensure the following:

- The wallcoverings are as ordered - as specified, as labelled (identification samples available immediately)
- You have sufficient material to complete the job in the same batch
- Batch numbers are identical - never mix batches on the wall, never in fill with off-cuts
- The correct adhesive for your individual site circumstances
- Adequate site conditions – good lighting for correct inspection, minimum ambient temperature of 10°C. Good ventilation & clean working conditions.
- Avoid excessive ambient temperatures – radiators should ideally be removed before and for the 24 hours after hanging. If this is not possible they must be turned off and kept off until the wallcovering has fully dried.

**SURFACE PREPARATION**

Correct identification of surfaces, and the appropriate preparation is critical to successful hanging. All surfaces should be:

- **Clean** – Remove all surface contamination, e.g dirt, grease and pigmented marks, eg felt pen etc. Wash off using a detergent solution, rinse and allow to dry thoroughly.
- **Sound & Even** – Free of flaking paint, old wallpaper/backing. Evidence of previous adhesive should be removed with hot water. Weak skims/ surfaces and uneven surfaces will require remedial action.
- **Uniform in Colour** – To prevent show through equalise colour.
- **Dry in Depth** – Tested with good moisture meter.
- **Keyed** – With coarse, dry sandpaper.

RECOMMENDED ADHESIVE	APPLY TO	METHOD OF JOINT	PRODUCT INFORMATION	WHERE TO BUY
Beeline Heavy Grade	Paste the Wall	Overlap by 20mm and splice	<ul style="list-style-type: none"> <li>• Wallpaper glue for all weights of wallcoverings.</li> <li>• This ready mixed wallcovering adhesive has an easy dilution guide to meet the exact requirements of the particular wallpaper.</li> <li>• High initial tack, plus excellent slip properties that enable easy hanging. Added PVA which provides a super strong bond.</li> </ul>	<p>DecoratingCentreOnline.co.uk</p> 

This information is supplied in good faith, but without guarantee and on the understanding that the installer will have decorating knowledge to work with differing site or atmospheric conditions.